

ETX-2

Carrier Ethernet Demarcation



- Feature-rich demarcation and aggregation suite, offering a complete Service Assured Access (SAA) solution
- Ideal for service providers, wholesalers, and mobile operators, seeking to deliver and monitor SLA-based MEF-certified CE 2.0 and TDM-over-PSN
- Versatile offering of multirate Ethernet over fiber, SHDSL, VDSL, GPON, PDH, and TDM, assuring unified service delivery over any access technology
- TWAMP and Layer-2 OAM, diagnostics for scalable and accurate traffic monitoring, quick fault detection, and troubleshooting of Layer-2 and Layer-3 networks

The ETX-2 carrier Ethernet demarcation device is the main component of RAD's Service Assured Access solution, providing:

- Ethernet service uniformity over multiple access technologies including GbE and 10GbE, SHDSL, VDSL, PDH, and SDH
- Operation in diverse topologies including ring, daisy chain, and hub and spoke
- PWE functionality for mobile backhauling and business services
- Synchronization for mobile 2G, 3G, LTE, and LTE-A backhauling networks

ETX-2 is offered in a variety of product options: ETX-203AM, ETX-203AX, ETX-205A, and ETX-220A. **Table 1** provides further information on the capabilities offered by each ETX-2 device.

MARKET SEGMENTS AND APPLICATIONS

ETX-2 is ideal for carriers, service providers, wholesale providers, and mobile operators seeking to offer unified SLA-based Ethernet business services, such as E-Line, E-LAN, E-Tree, and E-Access.

INTEROPERABILITY

The ETX-2 family features and services are standard based and should work with any 3rd party equipment using standard based features and services.

NETWORK TOPOLOGIES

ETX-2 supports several network topologies such as linear, daisy chain, and self-healing rings (G.8032v2), working with ETX-5 or third-party Ethernet devices.

CARRIER ETHERNET 2.0 SERVICES

ETX-2 incorporates a complete set of CE 2.0-certified Ethernet service tools that allow the service provider to distinguish between high- and low-priority traffic, and optimize TCP sessions.

ETX-220A also provides MEF 10.3 color aware and unaware Policers, delivering high-scale multi-CoS services with hierarchical Quality of Service (HQoS).

It supports advanced scheduling, WRED per CoS, shaping per EVC and port, with flexible classification rules and access lists.

MEF Services

ETX-2 delivers E-Line (EVL, EVPL), E-LAN (EPLAN, EVPLAN), E-Tree (EP-TREE, EVP-TREE), and E-Access services.

Layer-2 Control Processing

ETX-2 can be configured to forward or discard Layer-2 control frames (including other vendors' L2CP frames).

DHCP and MLDv2 SNOOPING

With DHCP and MLDv2 snooping, multicast data is selectively forwarded only to a list of self-learned ports (per multicast group membership), instead of being flooded to all ports in a VLAN.

TDM PSEUDOWIRE

ETX-205A with built-in E1 ports and ETX-2 with smart SFP (MiTOP) provide pseudowire (PWE) services. The PWs can be encapsulated using CESoPSN per IETF RFC 5086 or SAToP per IETF RFC 4553.



ETX-2

Carrier Ethernet Demarcation

ETHERNET OVER PDH

ETX-2 transports Ethernet over PDH (EoPDH) infrastructure via the following NG-PDH technologies:

- Generic Framing Procedure (GFP G.7041)
- GFP or PDH (G.8040)
- PDH Virtual Concatenation (VCAT G.7043)
- Link Capacity Adjustment Scheme (VCAT G.7042)

NG-PDH solutions improve overall network availability by reducing latency and optimizing line utilization and throughput.

Integrated management of MiRiCi smart SFPs provides TDM (E1/T1/E3/T3/OC-3/STM-1) connectivity over PDH or SDH legacy networks.

RESILIENCY

ETX-2 offers fast protection for virtually any kind of failure, in any linear, ring, or dual-homed topology. The device employs IEEE 802.3ad link aggregation (1:1 LAG), ITU-T G.8032v2 Ethernet ring protection, and ITU-T G.8031 Ethernet linear protection, to ensure continuous availability and sub-50ms restoration in the event of network outages.

It also provides MSTP and RSTP (IEEE 802.1Q) to support loop-free Bridge forwarding over a mesh/ring physical topology.

TIMING AND SYNCHRONIZATION

ETX-2 incorporates RAD's advanced SyncTop synchronization and timing over packet feature set to support mobile heterogeneous network (HetNet) topology.

The device combines Synchronous Ethernet (SyncE) with IEEE 1588v2 Precision Time Protocol per ITU-T G.8265.1 and G.8275.1 Telecom profiles for cost-effective synchronization of frequency and phase.

With an integrated GNSS receiver and 1588v2 Grandmaster support, ETX-2 offers a Distributed GM™ solution, allowing mobile operators and service providers to cost-effectively provide reliable frequency and phase accuracy for LTE-A.

The device also supports 1588v2 ordinary clock (OC), boundary clock (BC), and transparent clock (TC), as well as a dual master operating simultaneously in G.8265.1 and G.8275.1 modes.

MANAGEMENT AND SECURITY

The device can be managed via RADview, RAD's carrier-class NMS, or any SNMP-based management system. ETX-2 supports a variety of access protocols, including CLI over Telnet, SNMPv3, and TFTP. Security features include SNMPv3, RADIUS (client authentication), TACACS+ (client authentication, authorization, and accounting), SSH, and SFTP.

Access Control Lists (ACL) can also be used to flexibly filter and mark management traffic, enabling service providers to maintain network security by dropping unwanted packets.

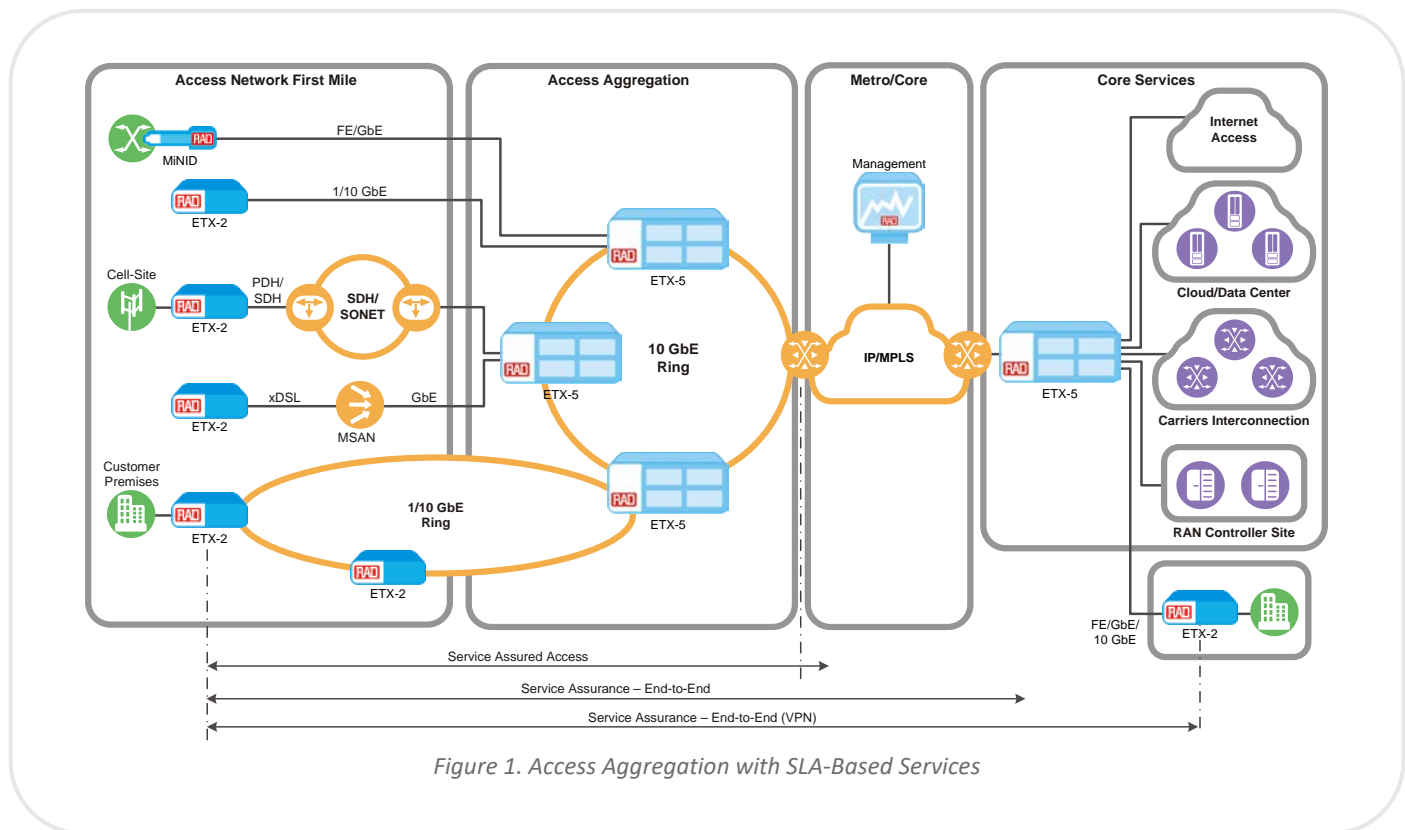


Figure 1. Access Aggregation with SLA-Based Services

MONITORING AND DIAGNOSTICS

Featuring multi-layer OAM and PM tools, ETX-2 performs hardware-based monitoring and diagnostics at high scale and precision. End-to-end connectivity OAM (IEEE 802.1ag) as well as single-segment OAM (IEEE 802.3-2005) ensure flow-level fault management and performance monitoring over Layer-2 networks and also quickly detect connectivity failures for robust protection. Layer-2 and 3 wirespeed loopbacks offer flexible diagnostic tools.

RFC-5357 TWAMP light delivers the same functionality over Layer-3 networks, as well as one-way TWAMP with counters for loss, delay, fragmented packets, reorders and duplication, in addition to configurable test packet size. Multiple VRF support the robust TWAMP setup. High-scale TWAMP is provided in ETX-205A by a PM controller (PMC) in a dedicated enclosure.

The Performance Management Portal is an SLA assurance system that is part of the RADview management system, enabling real-time monitoring of Ethernet service performance by collecting KPI data from RAD devices.

Service Activation Tests

The ETX-2 family offers service activation tools with multiple RFC-2544, Y.1564, and L3 SAT testers.

Digital Diagnostics Monitoring

ETX-2 supports digital diagnostics monitoring (DDM) SFP functions according to SFF-8472, excluding external DDM calibration.

Table 1. Feature Comparison - ETX-2 Product Options









Specifications	ETX-203AX 	ETX-203AM 	ETX-205A 	ETX-220A 
10GbE XFP interfaces	–	–	–	+
FE/GbE SFP interfaces	+	+	+	+
10/100/1000 electrical interfaces	+	+	+	+
GbE combo interfaces	–	2 (modular)	+	–
Extension slot for network interface module	–	+	–	–
PDH network interfaces (GFP mapping)	Optional 1x E1	4/8 E1/T1, 1/2 T3	–	–
SHDSL network interfaces	Optional 8W SHDSL	+	–	–
VDSL2 network interfaces	–	+	–	–
E1/T1/T3/STM-1/OC-3 network interfaces via integrated Smart SFP (MiRIC)	+	+	+	+
E1/T1/T3 PWE services via integrated Smart SFP (MiTOP)	+	+	+	+
E1/T1 PWE services via built-in E1/T1 ports	–	–	Optional 4/8 E1/T1	–
Optional timing interfaces (2 MHz, 2 Mbps, 1PPS, ToD)	–	–	+	+
Ethernet E-Line, E-LAN, and E-Tree services	+	+	+	+
Layer-2 forwarding	+	+	+	+
Flow classification rules	+	+	+	+
Available bandwidth measurements for Layer-2 services	+	+	+	+
2-rate/3-color policing per EVC.CoS	+	+	+	+
Shaping per EVC and EVC.CoS	+	+	+	+
MultiCoS EVCs per MEF 10.3 policing	–	–	–	+
Strict priority and weighted fair queuing (WFQ) scheduling	+	+	+	+
G.8031 linear protection	+	+	+	+
G.8032v2 ring protection	+	+	+	+
1:1 link protection with 1:1 LAG/LACP	+	+	+	+
1:1 link protection with dual homing	+	+	+	+

Table 2. Feature Comparison - ETX-2 Product Options (Continued)

Specifications	ETX-203AX 	ETX-203AM 	ETX-205A 	ETX-220A 
LAG with load balancing	-	-	-	+
Jumbo frame support	+	+	+	+
Synchronous Ethernet (SyncE) on all interfaces	-	-	+	+
IEEE-1588v2 precision time protocol (PTP) per G.8265.1 and G.8275.1 Telecom profiles	TC	TC	OC, TC, BC, GM with integrated GNNS	OC, TC, BC
Built-in Y.1564 service activation testers	+	+	+	+ (up to 10G services)
Connectivity fault management (CFM) per IEEE 802.1ag	+	+	+	+
Service utilization and performance monitoring per ITU-T Y.1731.2012, including synthetic loss measurement	+	+	+	+
Delay and loss measurements per MEF 36	+	+	+	+
TWAMP light generator and responder (SW license)	+	+	+	+
PM controller (PMC)	-	-	+	-
Accurate one-way KPI measurements	-	-	+	+
LLDP discovery per IEEE 802.1AB	+	+	+	+
Link-level OAM per IEEE 802.3-2005	+	+	+	+
RMON2 port-level counters	+	+	+	+
MSTP and RSTP	+	+	+	+
DHCP and MLDv2 Snooping	+	+	+	+
On-demand Layer-2 and 3 loopbacks	+	+	+	+
Zero-touch provisioning (DHCP, PPPoE)	+	+	+	+
SNMPv1/v2/v3	+	+	+	+
RADIUS and TACACS+ AAA	+	+	+	+
Network time protocol (NTP)	+	+	+	+
Power supply redundancy	-	-	+	+
NEBS option	+	+	+	+
Temperature-hardened option	+	+	+	+
MEF CE2.0	+	+	+	+

OAM and Diagnostics

General & Management

Specifications

CAPACITY

Max. Frame Size

12,288 bytes with Ethernet uplinks
 2,048 bytes with SHDSL uplink module
 2,112 bytes with VDSL uplink module
 10,240 bytes with E1/T1/T3 EoPDH uplink module

BRIDGE

Compliance

802.1D, 802.1Q, 802.1ad

VLAN Working Mode

VLAN-aware, VLAN-unaware

VLAN Editing

Inner/outer VLAN editing per VLAN and p-bit values

HIERARCHICAL QUALITY OF SERVICE (HQOS)

Policing

Dual token bucket with user-configurable CIR + CBS and EIR + EBS
 ETX-220A: Bandwidth policing per MEF 10.3

Scheduling

8 × CoS per EVC scheduling elements
 Strict Priority (SP) and Weighted Fair Queue (WFQ)

Shaping

Per port (ETX-220A)
 Per EVC
 Per EVC.CoS

FLOWS

Classification

Per port, outer VLAN or outer + inner VLAN, PCP, TOS/DSCP, Ethertype, or IP/MAC source/destination address

RESILIENCY

Dual Homing

Dual homed link redundancy

Link Aggregation

IEEE 802.1ax (802.3ad) 1:1 LAG with LACP for pairs of network or user Ethernet ports

Ethernet Ring

G.8032v2 rings with sub 50 ms protection for Ethernet traffic

Ethernet Path Protection

G.8031, for linear 1:1 protection

DIAGNOSTICS

Loopback Tests

Non-disruptive loopback per flow, with MAC/IP address swap
 Loopbacks at Ethernet port level

Service Activation Tests

RFC-2544: 8 built-in wirespeed testers
 ITU-T Y.1564: 8 built-in wirespeed testers

Alarm Relay (optional)

Type: Dry contacts with three “in”
 Connector: Terminal block, 9-pin

ICMP Echo

Over L2 and L3 services
 Tests IP connectivity (PING)

SHDSL INTERFACES

Provided with SHDSL network module for ETX-203AM modular ordering option and with ETX-203AX SHDSL8W ordering option

Type

SHDSL.bis

Number of Ports

Two or four

Number of Wires

Four or eight

Connectors

Replaceable network module, with one RJ-45 connector for 4-wire ordering option or two RJ-45 connectors for 8-wire ordering option

Line Coding

16 or 32 TC-PAM

Line Rate

192–5696 kbps (see [Table 3](#))

Impedance

135Ω

Compliance

ITU-T G.991.2, G.994.1, ETSI TS 101524

Bonding

According to IEEE 802.3ah, ITU-T G.998.2

Table 3. SHDSL Typical Ranges (26 AWG)

Data Rate (kbps)	4-wire (km)	4-wire (mi)	8-wire (km)	8-wire (mi)
192	8	4.9	8	4.9
512	6.7	4.1	6.7	4.1
1536	6	3.7	6.5	4
2048	5.7	3.5	6.4	3.9
4096	5.1	3.1	5.7	3.5
4608	5	3	5.5	3.4
5696	4.6	2.8	5.1	1
11392	2.9	1.8	4.6	2.8
17088	–	–	3.5	2.1
22784	–	–	2.9	1.8

VDSL2 INTERFACES

Provided with VDSL2 network module for ETX-203AM modular ordering

Operates in CPE mode only.

Type

VDSL.bis

Temperature

Operates in non-hardened devices of up to 35° C (90° F). Above this temperature, requires hardened device.

Number of Ports

Four VDSL2 ports (two per connector)

Number of Wires

Eight

Connectors

Replaceable network module, with two RJ-45 connectors (UTP)

Impedance

VDSL2 over POTS: 100Ω

VDSL2 over ISDN: 135Ω

Compliance

ITU-T G.993.2, G.997.1, G.998.2, IEEE 802.3, ETSI TS 101524

Bonding

According to ITU-T G.998.2 VDSL2 PTM

One bonding group; supports up to four VDSL ports per group

Bonding payload rate up to 400 Mbps DL /200 Mbps UL, with packet forwarding throughput 380 Mbps DL/180 Mbps UL

Line Coding

DMT

Payload Rate

100 Mbps DL/50 Mbps UL per line

Table 4. VDSL Ranges

Profile	BW (MHz)	Number Down-stream Carriers	Carrier BW (kHz)	Max Aggregate Downstream Transmit Power (dBm)	Max Downstream Throughput (Mbit/s)
8a	8.832	2048	4.3125	+17.5	50
8b	8.832	2048	4.3125	+20.5	50
8c	8.5	1972	4.3125	+11.5	50
8d	8.832	2048	4.3125	3.9	50
12a	12	2783	4.3125	3.5	68
12b	12	2783	4.3125	3.4	68
17a	17.664	4096	4.3125	3.4	100

E1/T1 INTERFACES (ETHERNET OVER PDH)

(ETX-203AM: EoPDH E1/T1 network module, ETX-203AX with E1 network port)

Number of Ports

ETX-203AM: four or eight

ETX-203AX: one

Compliance

G.703, G.823

Data Rate

E1: 2.048 Mbps

T1: 1.544 Mbps

Line Coding

E1: HDB3

T1: B8ZS

Framing

E1: Framed (G732N with CRC)

T1: Framed (ESF)

Impedance

E1: 120Ω, balanced

75Ω, unbalanced (via adapter cable)

T1: 100Ω, balanced

ETX-2

Carrier Ethernet Demarcation

Connectors

Replaceable network module, with four RJ-45 connectors:
 Four E1/T1 ports: One E1/T1 interface per RJ-45
 Eight E1/T1 ports: Two E1/T1 interfaces per RJ-45; with adapter cable

ETHERNET INTERFACES

See **Table 5** for ETX-2 product options.

E1/T1 INTERFACES (TDM PSEUDOWIRE)

(ETX-205A: built-in TDM PWE E1/T1 ports)

Number of Ports

4 or 8

Compliance

E1: G.703, G.732N, G.732S
 T1: ANSI T1.101, ANSI T1.403

Data Rate

E1: 2.048 Mbps
 T1: 1.544 Mbps

Line Coding

E1: HDB3
 T1: B8ZS

Framing

E1: Framed (G.732N with or without CRC)
 Framed with CAS (G.732S with or without CRC)
 Unframed
 T1: Unframed or ESF

Impedance

E1:120Ω, balanced
 75Ω, unbalanced (via adapter cable)
 T1:100Ω, balanced

Connectors

Electrical, RJ-45

Payload Encapsulation

CESoPSN, SAToP

Network Encapsulation

MEF 8, UDP/IP

Table 5. Ethernet Interfaces - ETX-2 Product Options

Specifications	ETX-203AX	ETX-203AM	ETX-205A	ETX-220A	
10GbE	Number of Ports	–	–	Network: 1 or 2 User: 1 or 2	
	Type	–	–	XFP	
	Fiber Optic (XFP-based)	–	–	10GBaseSR 10GBaseER 10GBaseLR 10GBaseZR	
	XFP Transceivers	–	–	See Note .	
GbE	Number of Ports	6 5 in ETX-203AX-E1	4 fixed ports and 2 ports on replaceable module	6 Up to 12 or 22	
	Type	SFP or copper port	SFP, copper, or SFP/copper combo port	SFP/copper combo port SFP or copper port	
	Fiber Optic (SFP-based)	Fast Ethernet: 100BaseFx, 100BaseLX10, 100BaseBx10 Gigabit Ethernet: 1000BaseSx, 1000BaseLX10, 1000BaseBx10			
	Copper	10/100BaseT or 10/100/1000BaseT			
	Connector	Port 1: SFP slot All other ports: SFP slot or RJ-45	Replaceable module with SFP slot and RJ-45	SFP slot or RJ-45	SFP slot or RJ-45
	SFP Transceivers	See Note .			

Note: It is strongly recommended to order this device with **original** RAD SFPs/XFPs. RAD cannot guarantee full compliance to product specifications for units using non-RAD SFPs/XFPs. For full details on SFP/XFP transceivers, see the SFP/XFP Transceivers data sheet at www.rad.com. For the list of SFP/XFP transceivers supported by ETX-220A, see the **SFP/XFP Compatibility** document.

T3 INTERFACES

(ETX-203AM: EoPDH T3 network module)

Number of Ports

1 or 2

Compliance

G.703, G.823

Data Rate

44.736 Mbps

Line Coding

B3ZS

Framing

C-bit parity

Impedance

75Ω, unbalanced

Connectors

Replaceable network module, with one or two pairs of BNC connectors:

One T3 port – One pair

Two T3 ports – Two pairs

TIMING

Synchronous Ethernet

ITU-T G.8261-G.8264

1588v2

Ordinary clock (OC) (ETX-205A, ETX-220A)

Boundary clock (BC) (ETX-205A, ETX-220A)

Grandmaster (GM) with GNSS (ETX-205A)

Dual master operating simultaneously in G.8265.1 and G.8275.1 modes (ETX-205A, ETX-220A)

Transparent clock (TC)

Phase and frequency synchronization

Station Clock

(ETX-205A, ETX-220A)

Type: Balanced E1, unbalanced E1 (via adapter cable)

Connector: RJ-45

PTP Ports

(ETX-205A, ETX-220A)

ToD/1PPS (RJ-45)

External clock (CONN.COAX SMA)

1PPS (CONN.COAX SMA)

MANAGEMENT

Ethernet Management Port

Type: 10/100/1000BaseT

Connector: RJ-45

Control Port

Interface: V.24/RS-232 DCE

Connector: RJ-45

Format: Asynchronous

Data rate: 9.6, 19.2, or 115.2 kbps

Management Options

Password-protected access, authorization levels

Secure CLI via SSH

Telnet, SNMPv3, SFTP

ADIOS or TACACS+ authentication

Plug and play zero touch provisioning

Routing for Management

IP forwarding, dual-stack IPv4 and IPv6 routing, static routing

GENERAL

Compliance

CE 2.0, MEF 6 (E-Line – EPL and EVPL, E-LAN – EPLAN and EVPLAN), MEF 10, MEF 9, MEF 14, MEF 20, MEF 36, IEEE 802.3, 802.3u, 802.1D, 802.1Q, 802.1p, 802.3ad, 802.3-2005, 802.1ax, 802.1ag, ITU-T Y.1731, G.8031, G.8032v2, G.8262, G.8265, RFC-2544, ITU-T Y.1564

Table 6. Power, Physical, and Environmental Specifications – Product Options

Specifications	ETX-203AX	ETX-203AM	ETX-205A	ETX-220A	
Power	Power Supply (19" enclosure)	–	–	AC: 100 to 240 VAC, 50/60 Hz DC: 24/48 VDC nominal (20 to 72 VDC)	AC: 100 to 240 VAC, 50/60 Hz DC: -48 VDC nominal (-40 to 72 VDC)
	Power Supply (8.5" enclosure)	Wide-range AC/DC with auto detection AC: 85 to 264 VAC, 47/63 Hz DC: 48 VDC (40 to 370 VDC)	AC: 100 to 230 VAC ($\pm 10\%$), 47–63 Hz DC: -48 VDC (36 to 72 VDC)	AC: 100 to 240 VAC, 50/60 Hz DC: 48 VDC (48 to 60 VDC)	–
	Power Consumption	15W max	Modular base: 12W max Modular uplink: 5W max VDSL: 10W max	19": 22W max ½ 19": 21W max PMC option: 90W max	70W max
Physical	Size (19" enclosure):				
	Height	–	–	43.7 mm (1.7 in)	43.7 mm (1.7 in)
	Width	–	–	440 mm (17.4 in)	440 mm (17.4 in)
	Depth	–	–	240 mm (9.5 in)	Non-NEBS: 240 mm (9.5 in) NEBS: 300 mm (11.8 in)
	Size (8.5" enclosure):				
	Height	43.7 mm (1.7 in)	43.7 mm (1.7 in)	43.7 mm (1.7 in)	–
Width	220 mm (8.6 in)	215 mm (8.5 in)	215 mm (8.5 in)	–	
Depth	170 mm (6.7 in)	300 mm (11.8 in)	300 mm (11.8 in)	–	
Environment	Storage Temperature	-40 to 85°C (-40 to 185°F)	-40 to 85°C (-40 to 185°F)	-40 to 85°C (-40 to 185°F)	-40 to 85°C (-40 to 185°F)
	Operating Temperature	Regular, NEBS: 0 to 50°C (32 to 122°F) Temperature hardened: -20 to 65°C (-4 to 149°F)	Regular: 0 to 50°C (32 to 122°F) Temperature hardened: -20 to 65°C (-4 to 149°F)	Regular: 0 to 50°C (32 to 122°F) Temperature hardened: -40 to 65°C (-40 to 149°F)	Regular: 0 to 50°C (32 to 122°F) Temperature hardened: -20 to 65°C (-4 to 149°F)
		Notes: <i>In the temperature-hardened device, a single SFP-30H is supported at temperature up to 62°C.</i> <i>In the regular enclosure (plastic), it is recommended to use a hardened SFP only, in order to operate the device at ambient temperature up to 50°C.</i>			
	Humidity	Up to 90%, non-condensing	Up to 90%, non-condensing	Up to 90%, non-condensing	Up to 90%, non-condensing

Ordering

RECOMMENDED CONFIGURATIONS

Note: For all temperature-hardened options, use SFPs with maximum operating temperature 85°C (185°F).

ETX-203AX

ETX-203AX/2SFP/4SFP

2 SFP Fast Ethernet ports, 4 empty SFP slots

ETX-203AX/GE/2SFP/4SFP

2 SFP GbE Ethernet ports, 4 empty SFP slots

ETX-203AX/2SFP/2UTP2SFP

2 SFP Ethernet ports, 2 UTP Ethernet ports, 2 SFP Ethernet ports

ETX-203AX/2SFP/4UTP

2 SFP Ethernet ports, 4 Ethernet UTP ports

ETX-203AX/2UTP/4UTP

2 UTP Ethernet ports, 4 Ethernet UTP ports

ETX-203AX/1SFP1UTP/4UTP

1 SFP Ethernet slot, 1 UTP Ethernet port, 4 Ethernet UTP ports

ETX-203AX/H/1E1/1SFP/2UTP2SFP

Hardened, 1 E1 port, 1 SFP Ethernet port, 2 UTP Ethernet ports, 2 SFP Ethernet ports

ETX-203AX/GE30/SH8W/1UTP

8.5" metal enclosure, 1 SHDSL 8-wire port (2x RJ-45), 1 UTP GbE port

ETX-203AX/H/GE30/2SFP/4SFP

8.5" metal enclosure, Hardened, 2 SFP GbE Ethernet ports, 4 empty SFP slots

Note for ETX-203AX: All ordering options are available with FE, GE, GE30, or H (hardened) option.

ETX-203AM

ETX-203AM/DC/GE30/2ETH/2SFP2UTP

DC power supply, GbE Ethernet ports with multiple shapers, Ethernet network module, 2 SFP Ethernet ports, 2 copper Ethernet ports

ETX-203AM/AC/SH4W/4UTP

AC power supply, fast Ethernet ports, SHDSL 4-wire network module, 4 copper Ethernet ports

ETX-203AM/AC/GE/2ETH/4SFP

AC power supply, GbE Ethernet ports, Ethernet network module, 4 SFP Ethernet ports

ETX-203AM/AC/GE30/8E1T1/4UTP

AC power supply, GbE Ethernet ports, multiple shaped EVCs, E1/T1 8-port network module, 4 copper Ethernet ports

ETX-203AM/AC/GE/4UTP

AC power supply, GbE Ethernet ports, no network module, 4 copper Ethernet ports

ETX-203AM/H/AC/GE30/VDLSL8W/POTS/4UTP

Hardened, AC power supply, GbE Ethernet ports, four VDSL ports (8-wire) over POTS, four copper Ethernet ports

ETX-203AM/H/AC/GE30/VDLSL8W/ISDN/4UTP

Hardened, AC power supply, GbE Ethernet ports, four VDSL ports (8-wire) over ISDN, four copper Ethernet ports

Notes for ETX-203AM:

- All ordering options are available with FE, GE, GE30, or H (hardened) option.
- Only the Ethernet network module (2ETH) is NEBS certified.

ETX-2

Carrier Ethernet Demarcation

ETX-205A

ETX-205A/AC/19

AC power supply, 19" enclosure

ETX-205A/AC/19/4E1T1

AC power supply, 19" enclosure, 4 E1/T1 ports

ETX-205A/AC/19/8E1T1

AC power supply, 19" enclosure, 8 E1/T1 ports

ETX-205A/AC/19/SYE

AC power supply, 19" enclosure, SyncE

ETX-205A/AC/19/PTP

AC power supply, 19" enclosure, 1588v2 timing and SyncE

ETX-205A/AC/19/4E1T1/PTP

AC power supply, 19" enclosure, 4 E1/T1 ports, 1588v2 timing and SyncE

ETX-205A/AC/19/8E1T1/PTP

AC power supply, 19" enclosure, 8 E1/T1 ports, 1588v2 timing and SyncE

ETX-205A/AC/19/GPS

AC power supply, 19" enclosure, integrated grandmaster and GNSS receiver

ETX-205A/AC/PTP

AC power supply, 8.5" enclosure, 1588v2 timing and SyncE

ETX-205A/DC/4E1T1/PTP

DC power supply, 8.5" enclosure, 4 E1/T1 ports, 1588v2 timing and SyncE

ETX-205A/HN/DCR/19/PTP

Dual DC power supply, temperature-hardened NEBS-certified 19" enclosure, 1588v2 timing and SyncE

ETX-205A (PMC):

ETX-205A/AC/19V/DC2X/128S/PMC

AC power supply, dual core 2.5 GHz x86 processor, 128 GB solid state disk (SSD), PM controller (PMC) application

Note for ETX-205A: 19" ordering options are available with any combination of AC or DC power supplies.

ETX-220A

ETX-220A/AC/2XFP/20S/SYE/ESK

AC power supply, 2 XFP 10GbE ports, 20 SFP GbE ports, SyncE, enhanced SW key

ETX-220A/AC/2XFP/10U10S/SYE/ESK

AC power supply, 2 XFP 10GbE ports, 10 copper GbE ports, 10 SFP GbE ports, SyncE, enhanced SW key

ETX-220A/AC/3XFP/10S/SYE/ESK

AC power supply, 3 XFP 10GbE ports, 10 SFP GbE ports, SyncE, enhanced SW key

ETX-220A/AC/3XFP/10U/SYE/ESK

AC power supply, 3 XFP 10GbE ports, 10 copper GbE ports, SyncE, enhanced SW key

ETX-220A/AC/3XFP/10S/PTP/ESK

AC power supply, 3 XFP 10GbE ports, 10 SFP GbE ports, SyncE, 1588v2, enhanced SW key

ETX-220A/AC/4XFP/10U/SYE/ESK

AC power supply, 4 XFP 10GbE ports, 10 copper GbE ports, SyncE, enhanced SW key

ETX-220A/AC/4XFP/SYE/ESK

AC power supply, 4 XFP 10GbE ports, SyncE, enhanced SW key

ETX-220A/AC/2XFP/20S/SYE/BSK

AC power supply, 2 XFP 10GbE ports, 20 SFP GbE ports, SyncE, basic SW key

ETX-220A/AC/2XFP/10U10S/SYE/BSK

AC power supply, 2 XFP 10GbE ports, 10 copper GbE ports, 10 SFP GbE ports, SyncE, basic SW key

ETX-220A/AC/3XFP/10S/SYE/BSK

AC power supply, 3 XFP 10GbE ports, 10 SFP GbE ports, SyncE, basic SW key

ETX-220A/AC/3XFP/10U/SYE/BSK

AC power supply, 3 XFP 10GbE ports, 10 copper GbE ports, SyncE, basic SW key

ETX-220A/AC/3XFP/10S/PTP/BSK

AC power supply, 3 XFP 10GbE ports, 10 SFP GbE ports, SyncE, 1588v2, basic SW key

ETX-220A/DC/4XFP/10S/SYE/BSK

DC power supply, 4 XFP 10GbE ports, 10 SFP GbE ports, SyncE, basic SW key

ETX-220A/DC/4XFP/10U/SYE/BSK

DC power supply, 4 XFP 10GbE ports, 10 copper GbE ports, SyncE, basic SW key

ETX-220A/DC/4XFP/SYE/BSK

DC power supply, 4 XFP 10GbE ports, SyncE, basic SW key

ETX-220A/ACR/4XFP/PTP/BSK

Dual AC power supply, 4 XFP 10GbE ports, SyncE and 1588v2 timing, basic SW key

Notes for ETX-220A:

- The Basic Software Key (BSK) option provides basic scheduling with a single queue block per port; the Enhanced Software Key (ESK) option allows for HQoS with shaping per EVC by providing more queue blocks per port (refer to user manual for the exact number).
- All ordering options are available with AC, DC, dual AC (ACR) or dual DC (DCR) power supplies.
- All ordering options are available with H (hardened) option.

ETX-2

Carrier Ethernet Demarcation

SPECIAL CONFIGURATIONS

Please contact your local RAD partner for additional configuration options for ETX-203AX, ETX-203AM, ETX-205A, and ETX-220A.

SUPPLIED ACCESSORIES

AC power cord (one per power supply)

DC connection kit, PLUG-DC/TB-S/J (ETX-203AM with DC power supply)

CBL-E1-SPLT

Cable to extract two E1/T1 ports from one RJ-45 connector of E1/T1 network module; four cables supplied for 8 E1T1 option (ETX-203AM)

CBL-RJ45/2BNC/E1/X

Balanced E1 (RJ-45) to unbalanced E1 (2 BNC) adapter cable (ETX-203AM, ETX-205A)

ETX-205A-PS/?/!

?
 NEBS
 NULL International
 N NEBS3

!
 Power supply
 AC Single AC power supply
 DC Single DC power supply

ETX-220A_PS/N/!

!
 Power supply:
 AC Single AC power supply
 DC Single DC power supply

SFP-GPON-1DH

GPON optical network terminal SFP (ETX-220A)

RM-34

Hardware kit for mounting one unit in a 19" rack (ETX-205A, ETX-220A)

OPTIONAL ACCESSORIES

AC/DC adapter (ETX-203AX)

CBL-RJ45/D9/F/6FT

Control port cable with male RJ-45 and female DB-9 connector

MOUNTING KITS

Product	19" Rack	23" Rack	Wall
ETX-203AM regular (8.5")	RM-35/P1 – one unit RM-35/P2 – two units		WM-35
ETX-203AX regular (8.5")	RM-33-2 – one or two units		WM-35-TYPE4
ETX-203AX hardened (8.5")	RM-35/A – one unit RM-35/A2 – two units		WM-35-TYPE4
ETX-203AX NEBS (8.5")	RM-35/P1 – one unit RM-35/P2 – two units		WM-35-TYPE4
ETX-203AX-DSL (8.5")	RM-35/P1 – one unit RM-35/P2 – two units		WM-35
ETX-203AX-T (8.5")	RM-35/P1 – one unit RM-35/P2 – two units		WM-35
ETX-205A (8.5")	RM-35/P1 – one unit RM-35/P2 – two units		WM-35
ETX-205A (19")	RM-34 (supplied)	RM-34-23 – one unit	WM-34
ETX-220A (19")	RM-34 (supplied)	RM-34-23 – one unit	WM-34

NETWORK INTERFACE MODULES FOR MODULAR OPTIONS (FOR ETX-203AM)

ETX-M/2ETH

Ethernet uplink module with two combo ports

ETX-M/SH4W

EFM bonded uplink module with two SHDSL ports (4-wire)

ETX-M/SH8W

EFM bonded uplink module with four SHDSL ports (8-wire)

ETX-M/VDSL8W/POTS

EFM bonded uplink module with four VDSL ports (8-wire) over POTS

ETX-M/VDSL8W/ISDN

EFM bonded uplink module with four VDSL ports (8-wire) over ISDN

ETX-M/4E1T1

Ethernet uplink module with 4 E1/T1 ports

ETX-M/8E1T1

Ethernet uplink module with 8 E1/T1 ports

Note: The CBL-E1-SPLT cables must be ordered separately when ordering this module.

ETX-M/1T3

Ethernet uplink module with 1 T3 port

ETX-M/2T3

Ethernet uplink module with 2 T3 ports

SOFTWARE LICENSES FOR ETX-2

ETX-203AX-SW/GE30

Software license for 1 Gbps per port, and up to 64 shaped EVCs per port

ETX-203AX-SW/GE

Software license for 1 Gbps per port

ETX-203AM-SW/GE30

Software license for 1 Gbps per port, and up to 64 shaped EVCs per port

ETX-203AM-SW/GE

Software license for 1 Gbps per port

ETX-2-SW TWAMP

License to activate and operate TWAMP related functionalities in ETX-2.

International Headquarters

24 Raoul Wallenberg St., Tel Aviv 6971923, Israel
Tel 972-3-6458181 | Fax 972-3-7604732
Email market@rad.com

North American Headquarters

900 Corporate Drive, Mahwah, NJ 07430, USA
Tel 201-529-1100 | Toll Free: 800-444-7234 | Fax: 201-529-5777
Email market@radusa.com



Your Network's Edge®

www.rad.com

666-100-03/20 (6.7) Specifications are subject to change without prior notice. © 2013–2020 RAD Data Communications Ltd. RAD products/technologies are protected by registered patents. To review specifically which product is covered by which patent, please see ipr.rad.com. The RAD name, logo, logotype, and the product names MINID, Optimux, Airmux, IPmux, and MICKL are registered trademarks of RAD Data Communications Ltd. All other trademarks are the property of their respective holders.